

Art Template for Paper/White 3Q oz. Vissually Stunning Plastic cup.


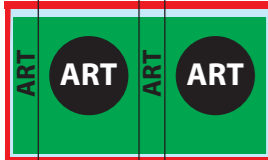

Green area is your live print area, all critical text or images need to be within this box.

Blue area + Green area is the total area that will print and be visible on your cup.

Red area represents required bleed.


Finished art size including bleed should be 12 x 4.33

Common art layouts.



This is the cup rim line.
Please keep all live art at
least 1/4" below this line.
Any art above the line
is not visible because
it prints under the rim.

This is the lid line.
Any art you don't want
cover by a lid, should be
below this line.



Art Tip: For images that wrap around the cup,
try to have them line up on the seam here and here.